

ENGLISH PROGRAM

DOC

NÜRNBERG

June 15th – 17th 2023



www.doc-nuernberg.de

DOC goes green

SUSTAINABILITY INITIATIVE

“The congress goes green” - against the background of this idea, the organizer has established a concept under the patronage of the scientific sponsor DOC e.V. has established a concept to make the DOC more sustainable. This starts with sustainable travel by means of a **congress train ticket at reduced price**, is based on the ecological idea of **reducing the number of printed products** and continues with the support of the Nürnberg Messe and with the involvement of the service providers.

Each speaker/chairman, participant and exhibitor will be provided with a **free ticket for the DOC congress for the use of public transport within Nuremberg** to make traveling more comfortable.

Cooperation with PRIMAKLIMA e.V. to compensate for the personal CO₂ footprint. Congress travel produces greenhouse gases. Especially the arrival and departure, but also the means of transport on site influence our personal CO₂ footprint. Air travel is a particularly significant factor here. Traveling is therefore most sustainable if the destination can be reached without a plane, but by train, for example.

The DOC Congress would like to offer all participants and exhibitors the opportunity to reduce the CO₂ emissions caused by their travel to and from the congress by supporting certified projects of the PRIMAKLIMA association.

For orientation, you will find the exemplary amount of CO₂ emitted:

Round trip flight Nuremberg to Hamburg or Berlin corresponds to approx. 0.49 t. You are welcome to use the calculator under the following link and calculate the compensation in EURO:

https://www.primaklima.org/meinklima/my-co2-footprint/?no_cache=1

The following applies for the journey with your own car:

Calculate the average fuel consumption of your car per 100 kilometers with 2.370 for gasoline and 2,650 for diesel and divide by 100. That means that with an average consumption of 6 liters for gasoline, the CO₂ emission is 142 gr/km. With your registration you can donate the calculated compensation amount. This amount will be donated in full to the association PRIMAKLIMA e.V. after the congress.



Independently of this, the DOC Congress will donate four trees per speaker/chairperson to filter CO₂ from the atmosphere.

Index

page

DOC goes green - sustainability initiative	2. US
Greetings by Dr. Scharrer	2
DOC-Tracks	3 - 4
Program overview	5
Timetable	6
The new DOC-Homepage	7

Thursday, June 15th 2023

Main lecture - Lid-/Orbita	9
Main lecture - cataract surgery	10 - 11
Richard P. Kratz Lecture	11
Main lecture - corneal surgery	12
Key note Lecture	12
Video Live Surgery	13
Forum Eye Surgeries in developing Countries	14
Course	15
Drylab	16

Friday, June 16th 2023

Video Live Surgery Festival	18
General Session - Hall of Fame and honorary lectures	19
DOC Lecture	19
DOC Innovator's Lecture	19
Ridley Lecture	19
Awards	19
Key note Lecture	20
Main lecture - Refractive surgery	20
International Symposium of DOC and IIC	21

Saturday, June 17th 2023

Main lecture - Vitreoretinal surgery	24 - 25
Meyer-Schwickerath Lecture	25
Main lecture - Glaucoma surgery	26
Complication Management in Cataract Surgery	27

Industry

Sponsors	29 - 32
Industry Support	33 - 36

Social Program / General notes

DOC Open Air	38
General Information and Participation fees	39 - 43

Greetings by Dr. Scharrer

Dear colleagues,



The 35th International Congress of German Ophthalmic Surgeons (DOC) will be held in Nuremberg, Germany, from June 15th - 17th, 2023.

Renowned experts present innovations and advancements and discuss the gold standards of ophthalmic surgery with the auditorium. Practical ophthalmic surgery is given a lot of space in wetlabs and courses, ensuring comprehensive, hands-on training and continuing education.

In addition to Master Class courses, which provide an excellent overview in a compact form of a subfield of ophthalmology / ophthalmic surgery, the surgical courses are also continuously being expanded. The aim of the surgical courses

is to provide participants with a well-defined surgical procedure, divided into individual steps, supplemented by explanations of the indication and postoperative follow-up.

In pro & con sessions, speakers defend their point of view and engage in discussions with the auditorium. In 2023, the focus will again be on live video surgery from a large German ophthalmic clinic (Uni-Augenklinik Hamburg). The live video surgery provides detailed insights into various surgical techniques of a renowned German university ophthalmic clinic.

An important pillar of the DOC is controversial discussion.

The task of the chairs of a session is to actively shape the controversial discussion, i.e. to discuss alternative views and dissenting opinions. The subjective, personal opinion of the chairs is also of interest to the auditorium.

The scientific program is complemented by the seminar series Management in Clinic and Practice as well as symposia on telemedicine, anesthesia, contact lenses, strabology and elective services (IGeL Symposium). The seminar for the ophthalmologist's practice is of special interest for all colleagues.

The program for physicians is complemented by a comprehensive and highly differentiated program for ophthalmic assistants (OAP program).

Due to the ever increasing number of our international guests, we offer simultaneous interpreting (German-English) for the Tokio room on all 3 days.

We look forward to your attendance at the 35th DOC, June 15th - 17th, 2023, in Nuremberg, Germany!

Yours,



Dr. med. A. Scharrer
President

Your program committee



H. Agostini, Freiburg



S. Bopp, Bremen



Th. Dietlein, Cologne



C. Hintschich, Munich



P. Hoffmann, Castrop-Rauxel



T. Klink, Munich



M.C. Knorz, Mannheim



T. Kohnen, Frankfurt/Main



R.M. Menapace, Vienna



G. Petzold, Kulmbach



B. Seitz, Homburg/Saar

Cataract
page
Thursday, June 15th 2023

H 2 - 3	CATARACT-SURGERY	10 - 11
H 5	VIDEO LIVE SURGERY	13
D-KAT 2	Best in Class Application of YAG Laser Technology - "Knowing your tools"	16

Friday, June 16th 2023

H 6	VIDEO LIVE SURGERY FESTIVAL	18
-----	-----------------------------	----

Saturday, June 17th 2023

H 14	Complication management in cataract surgery interactive video talk with panel and listener - discussion	27
------	---	----

Glaucoma surgery
page
Friday, June 16th 2023

H 6	VIDEO LIVE SURGERY FESTIVAL	18
-----	-----------------------------	----

Saturday, June 17th 2023

H 13	GLAUCOMA SURGERY	26
------	------------------	----

Corneal surgery
page
Thursday, June 15th 2023

HH 2	Corneal Ectasia	15
------	-----------------	----

Lid surgery
page
Thursday, June 15th 2023

H1	LID/ORBITA	9
----	------------	---

Vitreoretinal surgery
page
Thursday, June 15th 2023

H 5	VIDEO LIVE SURGERY	13
-----	--------------------	----

Friday, June 16th 2023

H 6	VIDEO LIVE SURGERY FESTIVAL	18
-----	-----------------------------	----

Saturday, June 17th 2023

H 11 - 12	VITREORETINAL SURGERY	24 - 25
-----------	-----------------------	---------

Refractive surgery

page

Friday, June 16th 2023

H 6	VIDEO LIVE SURGERY FESTIVAL	18
H 8	REFRACTIVE SURGERY	20
H 9	REFRACTIVE SURGERY: Investing in the future of Ophthalmology	20
H 10	REFRAKTIVE CHIRURGIE: The perfect safe: Challenging cases managed by international experts	21

Varia

page

Thursday, June 15th 2023

F	Forum Eye Surgeries in developing countries	14
---	---	----

Friday, June 16th 2023

H 7	GENERAL SESSION: HALL OF FAME AND HONORARY LECTURES	19
-----	---	----

Program overview

Main lectures

		page
H1	LID SURGERY	9
H 2 - 3	CATARACT SURGERY	10 - 11
H 4	CORNEAL SURGERY	12
H 5	VIDEO LIVE SURGERY	13
H 6	VIDEO LIVE SURGERY FESTIVAL	18
H 7	GENERAL SESSION: HALL OF FAME AND HONORARY LECTURES	19
H 8	REFRACTIVE SURGERY	20
H 9	REFRACTIVE SURGERY: Investing in the future of Ophthalmology	20
H 10	REFRACTIVE SURGERY: The perfect safe: Challenging cases managed by international experts	21
H 11 - 12	VITREORETINAL SURGERY	24 - 25
H 13	GLAUCOMA SURGERY	26
H 14	COMPLICATION MANAGEMENT IN CATARACT SURGERY INTERACTIVE VIDEO TALK WITH PANEL AND LISTENER - DISCUSSION	27

Forum

		page
F	Forum Eye Surgeries in developing countries	15

Courses

HH	CORNEAL SURGERY	
HH 2	Corneal Ectasia	15

Dry-/Wetlabs

D-KAT	Drylab Cataract Surgery	16
--------------	--------------------------------	----

The new **DOC** homepage is here!




Optimized and adapted to all end devices, our new homepage replaces the DOC-APP.

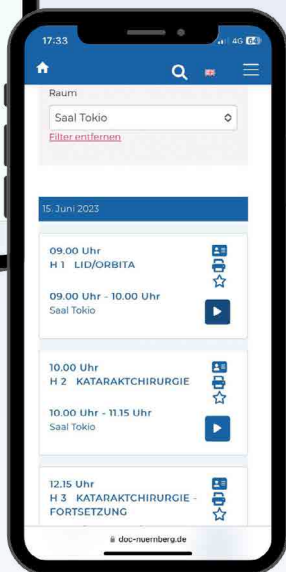


We show you
„What’s on now?“.

Simply look at the start
page during the congress
and immediately see the
current program.

With numerous filter options, you can choose the program points most suitable for you.

-  Download the session to your calendar as an .ics file in your Outlook calendar
-  Print whole sessions directly and easily
-  Load sessions or single lectures into your personal timetable



More information

During registration, you will be shown directly when courses overlap in time.

With your account in the participant management portal, you will receive all invoices and certificates in digital form in the future.

You can access your documents at any time.



Thursday
June 15th 2023



09.00 - 10.00 am



Lecture hall Tokio

1. Main lecture

LID/ORBITA

Chairman: *Christoph Hintschich, Munich - Karl-Heinz Emmerich, Darmstadt*

09.00 - 09.10 am	1.1	The diagnosis of endocrine orbitopathy: what to look for?
09.10 - 09.15 am		Discussion Aylin Garip Kübler, Munich
09.15 - 09.25 am	1.2	Therapy of TED: New Pathways
09.25 - 09.30 am		Discussion Anja Eckstein, Essen
09.30 - 09.40 am	1.3	Tear duct endoscopy: what does it do for the clinical practice?
09.40 - 09.45 am		Discussion Karl-Heinz Emmerich, Darmstadt
09.45 - 10.00 am		KEY NOTE LECTURE Eyelid malignancies: Treatment update Richard Cutler Allen, Houston (USA)

Break - visit of the industrial exhibition

Main lectures

Simultaneous interpreting (German/English)

10.00 - 11.15 am



Lecture hall Tokio

2. Main lecture

CATARACT SURGERY

Chairman: *Thomas Kohnen, Frankfurt · Rupert M. Menapace, Vienna (Austria)*

10.00 - 10.10 am	2.1	Update dysphotopsia, incidence, pathology, prognosis, therapy
10.10 - 10.15 am		Discussion Nino Hirschsall, Melk
10.15 - 10.25 am	2.2	Functional magnetic resonance imaging: proof for neuroadaptation to multifocal intraocular lenses?
10.25 - 10.30 am		Discussion Andrea M. Rosa, Coimbra (Portugal)
10.30 - 10.40 am	2.3	How high is the explantation and retreatment rate after implantation of multifocal lenses?
10.40 - 10.45 am		Discussion Thomas Kohnen, Frankfurt
10.45 - 10.55 am	2.4	Rotational stability of the market-leading hydrophobic open loop lenses: how good is it really?
10.55 - 11.00 am		Discussion Rupert M. Menapace, Vienna (Austria)
11.00 - 11.10 am	2.5	Capsular tension rings useful or necessary? Can capsular tension rings improve the rotational stability of toric lenses?
11.10 - 11.15 am		Discussion Christina Leydolt, Vienna (Austria)
11.15 am - 12.15 pm		Break - visit of the industrial exhibition

Main lectures

Simultaneous interpreting (German/English)

12.15 - 02.15 pm



Lecture hall Tokio

3. Main lecture

CATARACT SURGERY - CONTINUED

Chairman: Peter Hoffmann, Castrop-Rauxel · Andreas Scheider, Essen-Werden

12.15 - 12.25 pm	3.1	Sense and nonsense of toric lenses in low astigmatism
12.25 - 12.30 pm		Discussion Peter Hoffmann, Castrop-Rauxel
12.30 - 12.40 pm	3.2	The role of pseudoexfoliation syndrome in cataract surgery
12.40 - 12.45 pm		Discussion Anselm G. M. Jünemann, Erlangen
12.45 - 12.55 pm	3.3	Cataract surgery with VMT? How do I proceed?
12.55 - 01.00 pm		Discussion Andreas Scheider, Essen-Werden
01.00 - 01.15 pm	3.4	RICHARD P. KRATZ Lecture Dead bag syndrome: pathological background and clinical impact of a neglected entity
		Liliana Werner, Salt Lake City (USA)
01.15 - 01.20 pm	3.5	Laudation and award ceremony for the RICHARD P. KRATZ Lecture
01.20 - 01.25 pm	3.6	AKTUELLE KONTROVERSE: Astigmatism correction in MIOL: lens or corneal plane?
		Cornea Theo G. Seiler, Zürich (Switzerland) (5 min.)
		Lens Ramin Khoramnia, Heidelberg (5 min.)
		Discussion (5 min.) Theo G. Seiler, Zürich (Switzerland) · Ramin Khoramnia, Heidelberg
01.35 - 01.40 pm	3.7	AKTUELLE KONTROVERSE: Cataract, peeling & pucker - simultaneous or delayed?
		Simultaneous Michael Georgopoulos, Vienna (Austria) (5 min.)
		Delayed Jörg Schmidt, Duisburg (5 min.)
		Discussion (5 min.) Michael Georgopoulos, Vienna (Austria) · Jörg Schmidt, Duisburg
01.50 - 02.15 pm	3.8	Roundtable Discussion Cataract Surgery: Risks of refractive lens exchange
		Moderation: Michael C. Knorz, Mannheim
		Participants: Susanne Binder, Vienna (Austria) · Claus Eckardt, Frankfurt · Rupert M. Menapace, Vienna (Austria) · Berthold Seitz, Homburg/Saar
02.15 - 03.15 pm		Break - visit of the industrial exhibition

Main lectures

Simultaneous interpreting (German/English)

03.15 - 04.35 pm



Lecture hall Tokio

4. Main lecture

CORNEAL SURGERY

Chairman: *Gerd Geerling, Düsseldorf · Berthold Seitz, Homburg/Saar*

03.15 - 03.25 pm	4.1	Diagnosis and stage-specific therapy of mycotic keratitis - Update from the German Fungal Keratitis Registry	
03.25 - 03.30 pm		Discussion	
		Loay Daas, Homburg/Saar · Mathias Roth, Düsseldorf	
03.30 - 03.40 pm	4.2	Earliest diagnosis and detection of progression of keratoconus	
03.40 - 03.45 pm		Discussion	
		Stefan Lang, Freiburg	
03.45 - 03.55 pm	4.3	Can aniridia-associated keratopathy be operated?	
03.55 - 04.00 pm		Discussion	
		Berthold Seitz, Homburg/Saar	
04.00 - 04.07 pm	4.4	CURRENT CONTROVERSY	
		ENDOTHEL-SUBSTITUTION	
		Injection of cultivated endothelial cells	(7 min.)
		Discussion	(3 min.)
		Friedrich E. Kruse, Erlangen	
		EndoArt	(7 min.)
		Discussion	(3 min.)
		Victor Augustin, Heidelberg	
04.20 - 04.35 pm	4.5	KEY NOTE LECTURE	
		The historical development of keratoplasty and what's coming in the near future?	
		Gerd Geerling, Düsseldorf	
04.35 - 05.15 pm		Break - visit of the industrial exhibition	

Simultaneous interpreting (German/English)

05.15 - 07.00 pm



Lecture hall Tokio

5. Main lecture

VIDEO LIVE SURGERY

Chairman: *Christos Haritoglou, Munich · Silvia Bopp, Bremen*

Video Live Surgery means “live” filming in the operating room and “live” commentary by the surgeon. Video Live Surgery also allows the surgeon to demonstrate difficult surgical procedures and manage intraoperative complications in a familiar environment.

Ophthalmic surgeons demonstrate techniques from the fields of:

CATARACT

GLAUCOMA SURGERY

RETINA/VITREORETINAL SURGERY

CORNEAL SURGERY

REFRACTIVE SURGERY

FORUM Eye surgery in developing countries

02.30 - 04.00 pm

Lecture hall Sydney

F 1

FORUM EYE SURGERIES IN DEVELOPING COUNTRIES

Moderation: *Raimund Balmes, Ahlen - Rudolf F. Guthoff, Rostock*

02.30 - 02.40 pm	1.1	Corneal surgery in developing countries
02.40 - 02.45 pm		Discussion Gerd Geerling, Düsseldorf
02.45 - 02.55 pm	1.2	Vitreo retinal surgery in developing countries, first and second steps...
02.55 - 03.00 pm		Discussion Faik Gelisken, Tübingen/Malawi
03.00 - 03.10 pm	1.3	When to switch to phaco - transcontinental experiences?
03.10 - 03.15 pm		Discussion Rainald Dürksen, Paraguay/Kinshasa (CBM)
03.15 - 03.25 pm	1.4	Post-surgical follow up in pediatric ophthalmology
03.25 - 03.30 pm		Discussion Rudolf F. Guthoff, Rostock/Greifswald
03.30 - 03.40 pm	1.5	Trachoma Surgery, update, pitfalls and trouble shooting
03.40 - 03.45 pm		Discussion Andreas Kreis, Geneva (Switzerland)
03.45 - 03.55 pm	1.6	Lessons learned - 40+ years in Africa
03.55 - 04.00 pm		Discussion Adrian Hopkins, London (United Kingdom)

11.00 am - 01.00 pm

Lecture hall Budapest

HH 2

CORNEAL ECTASIA

Moderation: *N.N.*

11.00 - 11.15 am	2.1	Physical basics of collagen crosslinking
11.15 - 11.20 am		Discussion Ingo Schmack, Frankfurt am Main
11.20 - 11.35 am	2.2	Treatment protocol
11.35 - 11.40 am		Discussion Frederik Raiskup, Dresden
11.40 - 11.55 am	2.3	Post-LASIK ectasia: incidence and prevention
11.55 am - 12.00 pm		Discussion Elias Flockerzi, Homburg
12.00 - 12.15 pm	2.4	Clinical results in keratoconus and ectasia
12.15 - 12.20 pm		Discussion Frederik Raiskup, Dresden
12.20 - 12.35 pm	2.5	Collagen cross linking - history, technique and results
12.35 - 12.40 pm		Discussion Theo G. Seiler, Bern (Switzerland)
12.40 - 12.55 pm	2.6	Collagen cross linking - epithelium on or off?
12.55 - 01.00 pm		Discussion Gernot Steinwender, Graz (Austria)

10.00 am - 12.00 pm

Wetlab Room 3

D-KAT 2 (Drylab)

**BEST IN CLASS APPLICATION OF YAG LASER TECHNOLOGY
“KNOWING YOUR TOOLS” (DRYLAB IS PRESENTED IN ENGLISH)**

Moderation: *Karl Brasse, Eibergen (Netherlands)*

10.00 - 10.15 am	<p>Theoretical aspects</p> <ul style="list-style-type: none"> - Get to know technical details of your laser - Plasma formation, micro-cavitation, laser cavity etc. - Observation, illumination, targeting and treatment beam - Off and on Axis (coaxial) illumination
10.15 - 10.20 am	<p>Discussion Matthew Metcalfe, Adelaide (Australia)</p>
10.20 - 10.35 am	<p>Practical aspects</p> <ul style="list-style-type: none"> - Patient positioning, head stability to avoid a moving target - Essential checkups before laser treatment - Contact Lenses - Why and Which and how to keep them in perfect shape
10.35 - 10.40 am	<p>Discussion Karl Brasse, Eibergen (Netherlands) - Feike Gerbrandy, Amsterdam (Netherlands)</p>
10.40 - 11.40 am	<p>Hands on laser surgery</p> <ul style="list-style-type: none"> - Target alignment, anterior and posterior offset, anterior and posterior offset - Practical laser exercise with Teflon target plates and Intraocular Lenses <p>Karl Brasse, Eibergen (Netherlands) - Feike Gerbrandy, Amsterdam (Netherlands)</p>
11.40 - 11.55 am	<p>Safety aspects</p> <ul style="list-style-type: none"> - Avoiding IOL pits and drills, capsular floaters, ocular pressure spikes - A coursebook will be provided.
11.55 am - 12.00 pm	<p>Discussion Karl Brasse, Eibergen (Netherlands)</p>

* Punctual attendance at the beginning of the Drylabs is requested. If the participant is not in the corresponding course room within 10 minutes after the start of the course, the participant's right to participate in the course is forfeited. A legal claim to participation or a subsequent admission to the corresponding room or to reduction or refund of participation fees as well as further assertion of claims is excluded, since the punctual presence is a prerequisite for the regulated course sequence, preparation or introduction, etc. and mediation of the planned course contents with the respective practical exercises.

Friday
June 16th 2023



Main lectures

Simultaneous interpreting (German/English)

08.00 - 10.00 am



Lecture hall Tokio

6. Main lecture

VIDEO LIVE SURGERY FESTIVAL

Chairman: *Susanne Binder, Vienna (Austria) · Rupert M. Menapace, Vienna (Austria) · Gabor Scharioth, Recklinghausen*

Video Live Surgery means “live” filming in the operating room and “live” commentary by the surgeon. Video Live Surgery also allows the surgeon to demonstrate difficult surgical procedures and manage intraoperative complications in a familiar environment.

Video Live Surgery was recorded at the eye center in the UKE Hamburg.

Ophthalmic surgeons demonstrate techniques from the fields of:

CATARACT

GLAUCOMA SURGERY

RETINA/VITREORETINAL SURGERY

CORNEAL SURGERY

REFRACTIVE SURGERY

10.00 - 11.50 am



Lecture hall Tokio

7. Main lecture

GENERAL SESSION: HALL OF FAME AND HONORARY LECTURES

Moderation: *Michael C. Knorz, Mannheim · Peter Hoffmann, Castrop-Rauxel*

Panel: *Armin Scharrer, Fürth*

10.03 - 10.05 am	7.1	Greeting from the President Armin Scharrer, Fürth
10.05 - 10.30 am	7.2	DOC 2023: Honors Induction into the Hall of Fame Ophthalmology
10.30 - 10.50 am	7.3	DOC LECTURE Lasers in Refractive Surgery: developments and future perspectives John Marshall, London (United Kingdom)
10.50 - 11.10 am	7.4	DOC INNOVATORS LECTURE (ALBRECHT VON GRAEFE LECTURE) Development of SMILE: The better alternative to LASIK? Marcus Blum, Erfurt
11.10 - 11.30 am	7.5	RIDLEY LECTURE Tackling the infeasible: surgical strategies in very difficult eyes Chee Soon Phaik, Singapur
11.30 - 11.50 am	7.6	AWARDS DOC Award for Outstanding Achievement in Continuing Education and Training DOC Science Award Retina DOC Research Award DOC Award for Best ePoster 2023

11.50 am - 01.00 pm **Break - visit of the industrial exhibition**



Main lectures

Simultaneous interpreting (German/English)

01.00 - 02.30 pm



Lecture hall Tokio

8. Main lecture

REFRACTIVE SURGERY

Moderation: *Ramin Khoramnia, Heidelberg · Anja Liekfeld, Potsdam*

01.00 - 01.15 pm

8.1

KEY NOTE LECTURE

Robotic eye surgery

Jasmina Kapetanovic, Oxford (United Kingdom)

01.15 - 01.30 pm

8.2

KEY NOTE LECTURE

EyeLib: Automatic Eye Exams and Tele-diagnostics

Michael Assouline, Paris (France)

01.30 - 01.40 pm

8.3

Multifocal IOL: what's proven, where is the road going?

01.40 - 01.45 pm

Discussion

Kathrin Köhler, Hannover

01.45 - 01.55 pm

8.4

Laser lenticle extraction: what do current lasers do, what does the future hold?

01.55 - 02.00 pm

Discussion

Victor Derhartunian, Zürich (Switzerland)

02.00 - 02.10 pm

8.5

Implantation of stenopeic IOLs for irregular corneas

02.10 - 02.15 pm

Discussion

Mehdi Shajari, Frankfurt am Main

02.15 - 02.25 pm

8.6

KEY NOTE LECTURE

Ophthalmic surgery and the environment: a European recycling system

Oliver Findl, Vienna (Austria)

02.30 - 03.00 pm

Break - visit of the industrial exhibition

03.00 - 04.30 pm



Lecture hall Tokio

9. Main lecture

REFRACTIVE SURGERY

INVESTING IN THE FUTURE OF OPHTHALMOLOGY

(Industry symposium, not CME certified)

Start-ups will present products and therapies that are still in an early development phase. After discussion in the panel, the audience votes on the market opportunities of the products.

Moderation: *William Link, Newport Beach (USA) · Michael C. Knorz, Mannheim*

Anterior Segment: *Eric Donnenfeld, Garden City (USA) · Gerd U. Auffarth, Heidelberg*

Posterior Segment: *Eugene de Juan, San Francisco (USA) · Frank G. Holz, Bonn*



Live-Streaming of the main lectures

Simultaneous interpreting (German/English)

05.00 - 06.30 pm



Lecture hall Tokio

10. Main lecture

INTERNATIONAL SYMPOSIUM OF DOC AND IIIC

IIIC THE PERFECT SAFE: CHALLENGING CASES MANAGED BY INTERNATIONAL EXPERTS (JOINT SESSION OF THE DOC WITH THE INTERNATIONAL INTRA-OCULAR IMPLANT CLUB (IIIC))

Moderation: *Ruth Lapid-Gortzak, Amsterdam (Netherlands) · Thomas Neuhann, Munich*

Panel: *Gerd U. Auffarth, Heidelberg · Michael C. Knorz, Mannheim*

The International Intra-Ocular Implant Club (IIIC) was founded in 1966 by Sir Harold Ridley, the inventor of the IOL. The IIIC symposium will focus on management of complications, new technology, and advanced techniques to improve surgical outcomes.

05.00 - 05.10 pm	10.1	A special case
05.10 - 05.15 pm		Discussion Thomas Neuhann, Munich
05.15 - 05.25 pm	10.2	4-throw pupilloplasty for visual rehabilitation and treatment of glaucoma
05.25 - 05.30 pm		Discussion Eric Donnenfeld, Garden City (USA)
05.30 - 05.40 pm	10.3	Cataract surgery after PMMA phakic IOL - two techniques
05.40 - 05.45 pm		Discussion Antonio Marinho, Vila Novade Gaia (Portugal)
05.45 - 05.55 pm	10.4	Implantation of the IMT
05.55 - 06.00 pm		Intraocular miniature telescope Discussion Gerd U. Auffarth, Heidelberg
06.00 - 06.10 pm	10.5	A new post-operative adjustable IOL
06.10 - 06.15 pm		Discussion Ruth Lapid-Gortzak, Amsterdam (Netherlands)
06.15 - 06.25 pm	10.6	Keep or exchange it
06.25 - 06.30 pm		Discussion Burkhard Dick, Bochum

The new **DOC** homepage is here!




Optimized and adapted to all end devices, our new homepage replaces the DOC-APP.

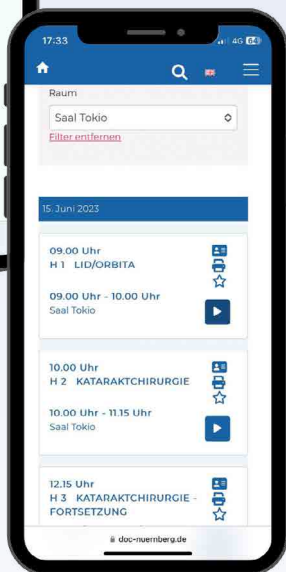


We show you
„What’s on now?“.

Simply look at the start
page during the congress
and immediately see the
current program.

With numerous filter options, you can choose the program points most suitable for you.

-  Download the session to your calendar as an .ics file in your Outlook calendar
-  Print whole sessions directly and easily
-  Load sessions or single lectures into your personal timetable



More information

During registration, you will be shown directly when courses overlap in time.

With your account in the participant management portal, you will receive all invoices and certificates in digital form in the future.

You can access your documents at any time.



Saturday
June 17th 2023



Main lectures

Simultaneous interpreting (German/English)

08.00 - 09.30 am



Lecture hall Tokio

11. Main lecture

VITREORETINAL SURGERY

Chairman: *Hansjürgen Agostini, Freiburg · Silvia Bopp, Bremen*

08.00 - 08.10 am	11.1	What's the latest on PVR control?
08.10 - 08.15 am		Discussion Silvia Bopp, Bremen
08.15 - 08.25 am	11.2	15 years of anti-VEGF therapy - Long-term follow-up shows us new therapeutic directions
08.25 - 08.30 am		Discussion Daniel Pauleikhoff, Münster
08.30 - 08.40 am	11.3	Role of complement inhibitors in the treatment of dry AMD
08.40 - 08.45 am		Discussion Hansjürgen Agostini, Freiburg
08.45 - 08.55 am	11.4	Medical treatment of full thickness macular hole - when, why and how?
08.55 - 09.00 am		Discussion Susanne Binder, Vienna (Austria)
09.00 - 09.10 am	11.5	Strategies in the treatment of myopic tractional maculopathy
09.10 - 09.15 am		Discussion Armin Wolf, Ulm
09.15 - 09.25 am	11.6	Retinal imaging 2023 and does "artificial intelligence" (AI) already play a role?
09.25 - 09.30 am		Discussion Nicole Eter, Münster
09.30 - 10.15 am		Break - visit of the industrial exhibition

Main lectures

Simultaneous interpreting (German/English)

10.15 am - 12.20 pm



Lecture hall Tokio

12. Main lecture

VITREORETINAL SURGERY - CONTINUED

Chairman: *Susanne Binder, Vienna (Austria) · Armin Wolf, Ulm*

10.15 - 10.30 am	12.1	PRO & CONTRA: Heads-up surgery vs. iOCT - which is more important? PRO iOCT Lars-Olof Hattenbach, Ludwigshafen (5 min.) PRO Heads-Up Surgery Siegfried G. Priglinger, Munich (5 min.) Discussion (5 min.)
10.30 - 10.40 am	12.4	Ablatio surgery - an update
10.40 - 10.45 am		Discussion Michael Georgopoulos, Vienna (Austria)
10.45 - 10.55 am	12.5	Monocular and binocular visual disturbances after successful retinal surgery. From cystoid macular edema to macular folds
10.55 - 11.00 am		Discussion Christos Haritoglou, Munich
11.00 - 11.10 am	12.6	Highlights on the therapy of non-infectious posterior uveitis. When systemic therapy, when intravitreal therapy? Are biologics game changers?
11.10 - 11.15 am		Discussion Talin Barisani-Asenbauer, Vienna (Austria)
11.15 - 11.30 am	12.7	MEYER-SCHWICKERATH Lecture Vitreous and Lens - under-appreciated relations. How to prevent cataract following vitrectomy J. Sebag, Huntington Beach (USA)
11.30 - 11.35 am		Laudation and award ceremony for the MEYER-SCHWICKERATH Lecture
11.35 - 11.55 am	12.8	RETINA ROUND TABLE Why is the number of retinal detachments increasing? Reasons? Moderation: Susanne Binder, Vienna (Austria) Participants: Silvia Bopp, Bremen · Horst Helbig, Regensburg · Irmingard Neuhann, Munich
11.55 am - 12.20 pm	12.9	RUNDTISCHGESPRÄCH RETINA Retinal surgery training: who, where, when? Moderation: Albrecht Lommatzsch, Münster Panel: Florian Gekeler, Stuttgart · Albrecht Lommatzsch, Münster · Andreas Schüller, Bremen · Maya Müller, Zürich (Switzerland)
12.20 - 01.00 pm		Break - visit of the industrial exhibition



Live-Streaming of the main lecture

Main lectures

Simultaneous interpreting (German/English)

01.00 - 03.15 pm



Lecture hall Tokio

13. Main lecture

GLAUCOMA SURGERY

Chairman: *Thomas S. Dietlein, Cologne · Thomas Klink, Munich*

- | | | |
|------------------|--------------|---|
| 01.00 - 01.10 pm | 13.1 | Current surgery for severe infantile glaucoma |
| 01.10 - 01.15 pm | | Discussion
Esther Hoffmann, Mainz |
| 01.15 - 01.25 pm | 13.2 | Primary trabeculectomy versus primary glaucoma eye drops for newly diagnosed advanced glaucoma: TAGS RCT |
| 01.25 - 01.30 pm | | Discussion
Anthony J. King, Nottingham (United Kingdom) |
| 01.30 - 01.40 pm | 13.3 | Micro-pulsed CPK - Hype or real progress? |
| 01.40 - 01.45 pm | | Discussion
Marc Töteberg-Harms, Augusta (USA) |
| 01.45 - 01.55 pm | 13.4 | Innovative methods of perimetry in glaucoma Perimetry with VR goggles and tablet |
| 01.55 - 02.00 pm | | Discussion
Silvia Schrittenlocher, Cologne |
| 02.00 - 02.10 pm | 13.5 | Glaucoma surgery: which suture, how and why? |
| 02.10 - 02.15 pm | | Discussion
Thomas S. Dietlein, Cologne |
| 02.15 - 02.25 pm | 13.6 | Complication management: what works at the slit lamp? |
| 02.25 - 02.30 pm | | Discussion
Thomas Klink, Munich |
| 02.30 - 02.40 pm | 13.7 | Leveling night pressure peaks - which surgery is successful? |
| 02.40 - 02.45 pm | | Discussion
Karin Pillunat, Dresden |
| 02.45 - 03.00 pm | 13.8 | CURRENT CONTROVERSY |
| | | Medication or surgical revision if eye pressure rises again after filtration surgery? |
| | | Revision - everything else is surrender!
Randolf A. Widder, Düsseldorf (5 min.) |
| | | Revision surgery only if absolutely necessary!
Carl Erb, Berlin (5 min.) |
| | | Discussion (5 min.) |
| 03.00 - 03.15 pm | 13.11 | CURRENT CONTROVERSY |
| | | Outpatient glaucoma surgery - new standard |
| | | Pro (5 min.)
Jörg Stürmer, Winterthur |
| | | Contra (5 min.)
Esther Hoffmann, Mainz |
| | | Discussion (5 min.) |

03.15 - 04.45 pm



Lecture hall Tokio

14. Main lecture

COMPLICATION MANAGEMENT IN CATARACT SURGERY INTERACTIVE VIDEO TALK WITH PANEL AND LISTENER DISCUSSION

Moderation: *Daniel Mojon, Zürich (Switzerland) · Thomas Neuhann, Munich*

Panel: *Gerd U. Auffarth, Heidelberg · Thomas Kohnen, Frankfurt · Katharina Krepler, Vienna (Austria) · Siegfried G. Priglinger, Munich · Gabor Scharioth, Recklinghausen*

The goal of this video session is to show how complications in cataract surgery can be prevented or, if they do occur, managed.

A selection of the submitted videos will be commented by the panel member and the auditorium. Videos can also be submitted anonymously!

Information on submission can be found on our homepage at www.doc-nuernberg.de.

A portal for uploading your OP film will be available for submission from February 2023.
Deadline for submission: March 31st, 2023.



Live-Streaming of the main lecture

Industry



PLATIN SPONSORS



AbbVie Deutschland GmbH & Co. KG



Apellis Germany GmbH



HOYA Surgical Optics GmbH



Johnson & Johnson Vision /
AMO Germany GmbH



Roche Pharma AG



ZEISS

Seeing beyond

GOLD SPONSORS**1stQ Deutschland GmbH****Alcon Deutschland GmbH****Bayer Vital GmbH****Novartis AG****Ziemer Ophthalmology (DE) GmbH**

SILBER SPONSORS



Dieter Mann GmbH



ebiga-VISION GmbH



Elios Vision GmbH



Heidelberg Engineering GmbH



HumanOptics Holding AG



IRIDEX Europe GmbH



iSTAR Medical

SILBER SPONSORS**OCULUS Optikgeräte GmbH****Polytech Domilens GmbH****Rayner Surgical GmbH****SCHWIND eye-tech-solutions GmbH****Teleon Surgical Vertriebs GmbH**

During the conference, visitors are invited to enjoy a comprehensive industry exhibition with exhibits and information material from medical technology and pharmacy in Hall 7a.

Opening hours of the industrial exhibition:

Thursday,	June 15 th 2023	09.00 am - 05.30 pm
Friday,	June 16 th 2023	09.00 am - 05.30 pm
Saturday,	June 17 th 2023	09.00 am - 03.30 pm

In accordance with the recommendations of the German Medical Association as well as the Association of Scientific Medical Societies, industry support is disclosed below. The companies listed below participate in the 35th International Congress of German Ophthalmic Surgery in the exchange of services as follows. The funds provided will not be used for fringe and entertainment programs, etc.

In particular, it is pointed out that named companies have no influence on procurement channels or pricing.

Company	goods and services	Total (net price)
1stQ Deutschland GmbH	Exhibition booth; Booth Lecture, Advertisement; Advertising space; eBlast	60,560.00 €
AbbVie Deutschland GmbH & Co. KG	Exhibition booth; Advertisement; Satellite Symposium; Advertising space	66,185.00 €
Afidera GmbH	eBlast; Booth Lecture	3,600.00 €
ALBOMED GmbH	Exhibition booth	8,420.00 €
Alcon Deutschland GmbH	Exhibition booth; Satellite Symposium; Advertising space	78,272.00 €
Apellis Germany GmbH	Exhibition booth; digital exhibition page; Satellite Symposium; Advertisement; Advertising space; Supplement; Follow up; eBlast	41,653.00 €
A.R.C. Laser GmbH	Exhibition booth; Booth Lecture	30,270.00 €
Bausch + Lomb GmbH	Exhibition booth	39,826.20 €
Bayer Vital GmbH	Exhibition booth; digital exhibition page; Satellite Symposium; Supplement; Follow up; Advertisement	68,000.20 €
Biogen GmbH	Exhibition booth; Advertisement	8,537.00 €
Biotech Healthcare Germany GmbH	Exhibition booth	8,662.00 €
Block Optic Design GmbH	Exhibition booth	20,224.00 €
BRUMABA GmbH & Co. KG	Exhibition booth	21,416.60 €
Buchhandlung Wirmsberger	Exhibition booth	2,574.80 €
Dieter Mann GmbH	Exhibition booth; Advertisement	30,275.00 €
Dina-Hitex, spol. S r.o.	Exhibition booth	6,137.00 €
D.O.R.C. Deutschland GmbH	Exhibition booth	16,396.00 €
Duria eG	Exhibition booth	6,215.00 €
ebiga-VISION GmbH	Exhibition booth; Satellite Symposium; Display; Banner	14,590.00 €
Elios Vision GmbH	Exhibition booth; Satellite Symposium; Advertisement	19,837.80 €
ergoplan concept, Ingenieurbüro für Klinik, OP und Praxis	Exhibition booth	5,157.60 €
eye concept GmbH	Exhibition booth	13,010.00 €
EyeNovation GmbH	Exhibition booth	19,147.00 €

Industry support

Company	goods and services	Total (net price)
Eyeteq GmbH	Exhibition booth	20,224.00 €
Essilor GmbH	Exhibition booth	14,344.40 €
Fidus - Arztservice Wente GmbH	Exhibition booth	8,350.00 €
Geuder AG	Exhibition booth	28,634.00 €
Glaukos Germany GmbH	Exhibition booth	20,042.00 €
Haag-Streit Deutschland GmbH	Exhibition booth	33,356.00 €
Heidelberg Engineering GmbH	Exhibition booth, Satellite Symposium, Advertisement	34,342.80 €
Bildsysteme Horn	Exhibition booth	4,184.00 €
HOYA Surgical Optics GmbH	Exhibition booth; digital exhibition page; Banner; Video; Advertisement; Roll-Ups; Advertising space; Supplement	75,681.20 €
HumanOptics Holding AG	Exhibition booth; Advertisement; Company profile; Follow up	33,846.80 €
i.com medical GmbH	Exhibition booth	2,574.80 €
ifa systems AG	Exhibition booth	6,954.60 €
IKONION Digitale Medien GmbH	Exhibition booth	4,236.00 €
INNOFORCE GmbH	Exhibition booth	2,574.80 €
IOL expert GmbH & Co. KG	Exhibition booth	6,137.00 €
IRIDEX Europe GmbH	Exhibition booth; Satellite Symposium; eBlast	16,509.80 €
iRIS EYE GmbH	Exhibition booth	10,459.00 €
iSTAR Medical	Exhibition booth; eBlast; Satellite Symposium	20,242.00 €
Johnson & Johnson Vision / AMO Germany GmbH	Exhibition booth; Satellite Symposium; Roll-Ups; Advertising space; Advertisement, Display	85,646.00 €
KALSON SURGICAL	Exhibition booth	2,600.80 €
Lohmann & Rauscher GmbH & Co. KG	Exhibition booth	6,610.80 €
Medana GmbH	Exhibition booth	29,489.20 €
Medizinprodukte-Ophtha & Technologie, Dieter Pietrus e.K.	Exhibition booth	4,949.60 €
med_tec Medizintechnik Vertriebs-GmbH	Exhibition booth	6,215.00 €
MELAG Medizintechnik GmbH & Co. KG	Exhibition booth	3,762.20 €
MEyeTech GmbH	Exhibition booth; Display	10,933.00 €
Nordmed Medical Produkte GmbH	Exhibition booth	4,152.20 €
Nordset GmbH & Co. KG	Exhibition booth	13,229.60 €

Company	goods and services	Total (net price)
Normeditec GmbH	Exhibition booth	2,626.80 €
Novartis Pharma GmbH	Exhibition booth; Satellite Symposium	37,032.00 €
Ober Scharrer Gruppe GmbH	Exhibition booth; digital exhibition page; Advertisement; Display	14,200.00 €
OCULUS Optikgeräte GmbH	Exhibition booth; Satellite Symposium; Advertisement	48,230.80 €
OD-OS GmbH	Exhibition booth	7,402.40 €
Oertli Instrumente AG	Exhibition booth	45,973.20 €
OmniVision GmbH	Exhibition booth	18,141.00 €
Ophtec GmbH	Exhibition booth; Booth Lecture	18,162.00 €
Optic-Handel Fragstein	Exhibition booth	14,157.00 €
Optos	Exhibition booth	16,901.60 €
orgoplan med © /opTEAMa IT GmbH	Exhibition booth	9,777.20 €
pfm medical AG	Exhibition booth	5,183.60 €
Pharma Stulln GmbH	Exhibition booth	4,949.60 €
Plusoptix GmbH	Exhibition booth	2,652.80 €
Polytech Domilens GmbH	Exhibition booth; Satellite Symposium; Advertising space	86,694.00 €
PVS HAG GmbH	Exhibition booth	3,762.20
Rayner Surgical GmbH	Exhibition booth; Satellite Symposium; eBlast	31,498.20 €
Reichert GmbH - Buchhandlung für Medizin	Exhibition booth	3,366.40 €
Roche Pharma AG	Exhibition booth; Advertisement; Advertising space; Display; Roll-Ups, eBlast; Satellite Symposium	100,222.00 €
Santen GmbH	Exhibition booth	14,131.00 €
Schairer Ophthal-Technik	Exhibition booth	10,490.80 €
SCHWIND eye-tech-solutions GmbH	Exhibition booth; Advertisement; Advertising space; Display; Roll-Ups	32,803.20 €
Sight Sciences GmbH	Exhibition booth	14,474.80 €
STADAPHARM GmbH	Exhibition booth; Satellite Symposium	26,300.00 €
Teleon Surgical Vertriebs GmbH	Exhibition booth; digital exhibition page; Advertisement; Supplement	51,993.20 €
Théa Pharma GmbH	Exhibition booth	9,777.20
Thüringen c/o medways GmbH	Exhibition booth	28,136.80
Topcon Europe Medical B.V., German Branch	Exhibition booth	23,014.80
TRB Chemedica AG	Exhibition booth	7,350.40
Trusetal Verbandsstoffwerk GmbH	Exhibition booth	5,131.60

Industry support

Company	goods and services	Total (net price)
UFSK-International OSYS GmbH	Exhibition booth	25,557.20 €
vision-consulting Silke Glöckler	Exhibition booth	3,460.80 €
Visionix Deutschland GmbH	Exhibition booth	16,630.00 €
VSY Biotechnology GmbH	Exhibition booth; Early-Bird Symposium	16,874.00 €
WEFIS GmbH	Exhibition booth	10,173.00 €
W20 Medizintechnik AG	Exhibition booth	18,011.00 €
ZEISS	Exhibition booth; Satellite Symposium; Advertisement; Booth Lecture; eBlast; digital exhibition page; Follow up; Advertising space	127,067.00 €
Ziemer Ophthalmology (DE) GmbH	Exhibition booth; Satellite Symposium; Advertisement; eBlast	53,364.00 €
ZOMEX Instruments Co. Pvt. Ltd.	Exhibition booth	2,574.80 €

Updated: 26.01.2023

Social program / General Notes



DOC

OPEN AIR

FRIDAY | JUNE 16th 2023 | 7.30 pm



TUCHERHOF

Under the open sky, the Tucherhof offers food & drinks in a traditional Franconian atmosphere.

TUCHERHOF | MARIENBERGSTR. 110 | 90411 NÜRNBERG

PRICE: € 60,-/person incl. food, drinks and VAT.

TICKETS: Please note that there will be no tickets available. The admission will be via name list.

TRANSPORTATION: Equipped with sufficient parking spaces, the approach is made as easy as possible for you. In addition, the bus will take you to the "Tucherhof" bus stop and thus directly to the entrance of the Tucherhof.



Scientific Program	DOC e.V.
President	Dr. med. A. Scharrer
Organizer	MCN Medizinische Congressorganisation Nürnberg GmbH Neuwieder Str. 9, 90411 Nürnberg
Venue	NürnbergConvention Center, NCC Ost, Messezentrum, 90471 Nürnberg
Event date	June 15 th - 17 th 2023
Opening hours	Wednesday, June 14 th 2023 04.00 pm - 07.00 pm
Conference desk	Thursday, June 15 th 2023 07.30 am - 07.30 pm
	Friday, June 16 th 2023 07.30 am - 07.00 pm
	Saturday, June 17 th 2023 07.30 am - 05.30 pm
Congress bags	The congress bags will be handed out at the bag counter in hall 7a!
Industrial exhibition	During the conference, visitors are invited to enjoy a comprehensive industry exhibition with exhibits and information material from the medical technology and pharmaceutical sectors in Hall 7a and in the transition to NCC Ost.
	Opening hours
	Thursday, June 15 th 2023 09.00 am - 05.30 pm
	Friday, June 16 th 2023 09.00 am - 05.30 pm
	Saturday, June 17 th 2023 09.00 am - 03.30 pm
	BDOC = Bundesverband Deutscher Ophthalmochirurgen e.V.

Registration

Directly to the registration



To the conditions of participation



Online at www.doc-nuernberg.de

A binding registration for the face-to-face event is possible until June 9th 2023, via the online registration tool provided by the organizer. After that date, registration for the face-to-face event can only be made on site. The registration for the digital event (for the live stream of the main lectures in the Tokio room) can also be booked online during the congress.

CONGRESS DOCUMENTS

All participants who have already received their documents (badges, course cards) by mail can go directly to the lecture halls. The confirmation of participation, as well as certificates, will be made available after the congress via the Participant Management Portal.

Participation fees

	Fees received	
	until 25.04.23	from 26.04.23
Permanent pass member BDOC*		
Physician	€ 220.00	€ 250.00
Physician, digital ticket ²		€ 150.00
Physician in further education*	€ 80.00	€ 90.00
Physician in further education, digital ticket ²		€ 50.00
Permanent pass non-member		
Physician	€ 270.00	€ 300.00
Physician, digital ticket ²		€ 180.00
Physician in further education*	€ 90.00	€ 110.00
Physician in further education, digital ticket ²		€ 60.00
Permanent pass non-working physician*		
Non-working physician, digital ticket ²	€ 90.00	€ 110.00
		€ 50.00
Permanent pass for students*		
Student, digital ticket ^{2,3}		€ 30.00
		€ 30.00
Permanent ticket for retired physician*		
Retired physician, digital ticket ²		€ 50.00
		€ 50.00
Permanent pass for pharmacist		
	€ 270.00	€ 300.00
Day tickets specialist, member BDOC*		
Thursday, June 15 th 2023	€ 130.00	€ 150.00
Friday, June 16 th 2023	€ 130.00	€ 150.00
Saturday, June 17 th 2023	€ 110.00	€ 120.00
Day tickets physician in training* member BDOC*		
Thursday, June 15 th 2023	€ 50.00	€ 60.00
Friday, June 16 th 2023	€ 50.00	€ 60.00
Saturday, June 17 th 2023	€ 40.00	€ 50.00
Day pass doctor, non-member		
Thursday, June 15 th 2023	€ 160.00	€ 180.00
Friday, June 16 th 2023	€ 160.00	€ 180.00
Saturday, June 17 th 2023	€ 130.00	€ 150.00
Day tickets physician in training* non-member		
Thursday, June 15 th 2023	€ 60.00	€ 70.00
Friday, June 16 th 2023	€ 60.00	€ 70.00
Saturday, June 17 th 2023	€ 50.00	€ 60.00
Training conference for pharmacist - day ticket		
Thursday, June 15 th 2023	€ 160.00	€ 180.00
Friday, June 16 th 2023	€ 160.00	€ 180.00
Saturday, June 17 th 2023	€ 130.00	€ 150.00

The main lectures (abbreviation H) are included in the daily/permanent pass.

		Fees received	
		until 25.04.23	from 26.04.23
Training conference for OR nurses / ward staff / ophthalmic nurses / orthoptists [▽]			
Permanent pass		€ 100.00	€ 110.00
OAP digital ticket ²			€ 50.00
Day ticket OAP			
Thursday,	June 15 th 2023	€ 65.00	€ 75.00
Friday,	June 16 th 2023	€ 65.00	€ 75.00
Saturday,	June 17 th 2023	€ 45.00	€ 55.00
Training Conference Administration / Management / Non-Specialist [▽]			
Permanent pass		€ 100.00	€ 110.00
Administration / Management / Non-Specialist, digital ticket ²			€ 50.00
Day ticket Administration / Management / Non-Specialist			
Thursday,	June 15 th 2023	€ 65.00	€ 75.00
Friday,	June 16 th 2023	€ 65.00	€ 75.00
Saturday,	June 17 th 2023	€ 45.00	€ 55.00
Course ^{°**^}			
HH 2 Corneal Ectasia		€ 70.00	€ 90.00
Drylabs ^{°**^}			
D-KAT 2 Best in Class Application of YAG Laser Technology - "Knowing your tools"		€ 140.00	€ 150.00

All prices incl. VAT.

[°] Booking of a day pass (corresponding to the day) / permanent pass is required for occupancy.

* Limited number of participants. Please understand that due to the limited number of participants, registrations are binding. A reservation confirmation will be sent to you after receipt of your written and thus binding registration.

• Upon presentation of a certificate or ID

2 Live Stream Main Lectures Room Tokio

^ Physicians in further training receive this course at half price

General information

Certification

The congress will be certified by the Bavarian Medical Association. The certification points for physicians will be available in due course on the Internet at www.doc-nuernberg.de (Info A - Z under the heading Certification).

In order to have your certification points recognized, you must have your uniform continuing education number (EFN) so that the organizer (MCN) can submit it to the German Medical Association no later than three weeks after the event

For this reason, we ask you to include your EFN with your registration.

Please refer to the homepage in due course for the modalities of certification.

The certificate (for physicians) with the continuing education points as well as the certificate of attendance can be download approx. 3 weeks after the event.

Social Media

Follow us



Internet

The congress homepage www.doc-nuernberg.de offers you: Automated search for topics, authors, etc., creation of your personal congress plan, online registration, registration for satellite symposia, links to selected informative websites

Public transport

The combination ticket entitles the holder to free use of public transport from June 15th - 17th 2023. The combi-ticket will be sent to you approximately 2 weeks before the start of the congress. Please note that your registration and payment must be received at least 2 weeks before the start of the congress.

Otherwise you will receive the combination ticket at the conference desk together with your documents.

A bus shuttle will be available for you at the Messezentrum subway station to take you to Hall 7a or to the NCC Ost.

Bus shuttle schedule

Thursday,	June 15 th 2023	07.00 am - 08.00 pm
Friday,	June 16 th 2023	07.00 am - 08.00 pm
Saturday,	June 17 th 2023	07.00 am - 07.00 pm

Gender note

For reasons of better readability alone, the simultaneous use of masculine, feminine and other forms of language has been dispensed with. All references to persons apply to all gender forms. This does not imply any discrimination against the other gender, but is to be understood as gender-neutral.

DB event ticket

Your advantages

- Full cost control - fixed maximum price
- City-Ticket for connection to public transport included.
Information at: bahn.de/cityticket
- Sustainable travel - with 100 percent green power on local and long-distance trains: deutschebahn.com/gruen



More Information on the
Homepage

Scientific program

DOC e.V.

Organization Committee

Dr. med. Armin Scharrer, Fürth
Prof. Dr. med. Susanne Binder, Wien
Dr. med. Peter Hoffmann, Castrop-Rauxel
Prof. Dr. med. Michael C. Knorz, Mannheim
Dr. med. Gernot Petzold, Kulmbach

Scientific editorial content / Program Commission

Prof. Dr. med. Hansjürgen Agostini, Freiburg
Priv.-Doz. Dr. med. Silvia Bopp, Bremen
Prof. Dr. med. Thomas S. Dietlein, Köln
Prof. Dr. med. Christoph Hintschich, München
Dr. med. Peter Hoffmann, Castrop-Rauxel
Prof. Dr. med. Thomas Klink, München
Prof. Dr. med. Michael C. Knorz, Mannheim
Prof. Dr. med. Thomas Kohnen, Frankfurt
Prof. Dr. med. Rupert M. Menapace, Wien
Dr. med. Gernot Petzold, Kulmbach
Prof. Dr. med. Berthold Seitz, Homburg/Saar

Display / Coordination

MCN Medizinische Congress-
organisation Nürnberg GmbH
Neuwieder Str. 9, 90411 Nürnberg

Editorial deadline: January 16th, 2023

All rights reserved by the publisher. The rights of third parties are respected. Neither the publisher/printer nor the editor shall be liable for any incorrect or non-existent reproductions and representations. The liability for contents of advertisements and reproduction of original texts lies exclusively with the respective advertisers or authors. The claim for compensation is excluded. Place of performance and jurisdiction for both parties is Nuremberg.